



2023-2024



CROWLEY INDEPENDENT SCHOOL DISTRICT

Sue Crouch Elementary Quality Report

Comprehensive Accountability System

Metrics that Matter to the Community

DISTRICT-ASSIGNED SCHOOL QUALITY RATING **TBD**

2023-2024 ACADEMICS

3RD GRADE MATH


Approaches	Meets	Masters
40%	13%	0%

5TH GRADE READING (Board Goal) ★

Approaches	Meets	Masters
64%	58%	24%

TEA Rating: TBD
Baseline Year 2023

Student ENROLLMENT



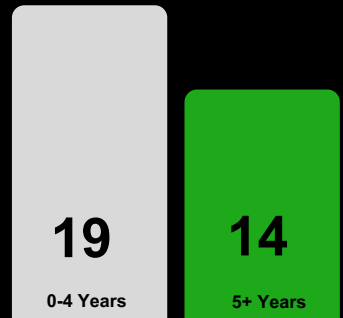
TEACHER Information 3

Teacher-to-Student Ratio



1:22
Teacher Student

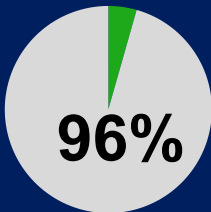
Teacher Tenure



33 TEACHERS ON CAMPUS


Positive Student BEHAVIOR 5

(Board Goal) ★
% of students with no OSS



Student DISCIPLINE

Discipline Incidents



In-school suspension Out-of-school suspension

STUDENT SUPPORTS 5

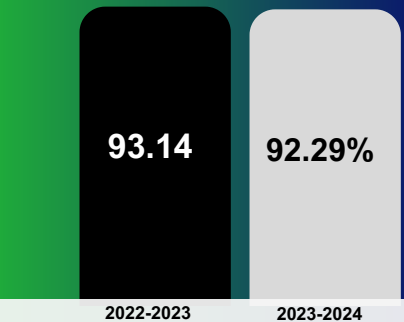
SOCIAL EMOTIONAL LEARNING SUPPORTS

Counselors	✓
SEL Specialists	✓
Interventionists	✓

AFTER SCHOOL PROGRAMS

21st Century (ACE)	
Sports and Tutoring	✓
Tutorials	✓

Attendance PERCENTAGE 3



Parent and Student ENGAGEMENT OPPORTUNITIES

PARENT INVOLVEMENT 5

• PTA • KNIGHT'S Roundtable • Curriculum Carnival

STUDENT CLUBS 3

- Safety Patrol
- STEM
- Digital Production
- Show Choir



Campus COMMUNICATION



SOCIAL MEDIA



TEXTS/CALLS



GRADES



CALENDARS



NEWSLETTERS

SCHOOL ENVIRONMENT





2023-2024



CROWLEY INDEPENDENT SCHOOL DISTRICT

Sue Crouch Elementary Quality Report

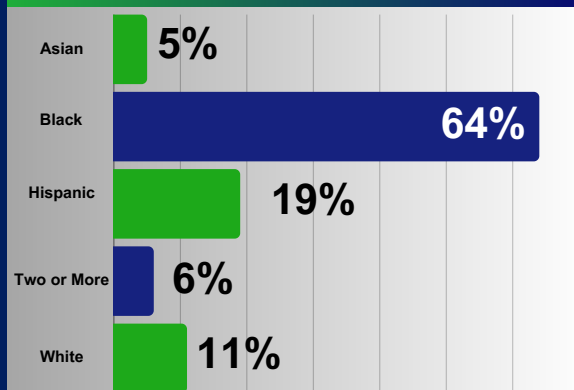
Comprehensive Accountability System



Crowley ISD School Board

Our aspiration in Crowley ISD is to ensure that all students have access to a GREAT SCHOOL and are provided excellent educational experiences so that they achieve their full potential. When our students graduate from Crowley ISD, they will leave with more than a diploma. They will leave with choices and opportunities. We designed this School Quality Report (SQR) to highlight metrics that matter and to share with our community the areas of progress, the areas of opportunity, and the comprehensive quality of each school in Crowley ISD. This SQR is our effort to increase transparency by synthesizing the quantitative metrics with qualitative parent voices to provide a complete assessment of school quality.

CAMPUS DEMOGRAPHICS



Economically
DISADVANTAGED

81%

RUBRIC SCALE

- 1** NEEDS ATTENTION
- 2** AVERAGE
- 3** GOOD
- 4** EXCEPTIONAL
- 5** GREAT



Our interactions with the teachers and staff have been very positive. Additionally we recognize the increased focus on student education in early stages of the school year to strengthen their development, which is appreciated.

Schandra, Sue Crouch Parent

The warmth and passion for the students at Sue Crouch Elementary is truly infectious. The enthusiasm and dedication of the staff create an environment where students are inspired to excel and feel genuinely supported. This nurturing atmosphere fosters a love for learning and helps each student reach their full potential.

Symone, Sue Crouch Teacher

Sue Crouch is fun because I get to see my friends and the teachers are funny and nice. I love it here and love my teachers. They help me make my mind bigger.

Ciraiya, Sue Crouch Student

Visit <http://crowleyisdtx.org> for more details regarding our rubric.



GRADED ON 2023-2024 DATA

CROWLEY INDEPENDENT SCHOOL DISTRICT

Crowley ISD Quality Report

Comprehensive Accountability System Rubric

Metrics that Matter to our Community

RUBRIC SCALE

- 1** NEEDS ATTENTION
- 2** AVERAGE
- 3** GOOD
- 4** EXCEPTIONAL
- 5** GREAT

FINANCE FUND BALANCE

- 1** Less than 9%
- 2** 10-14%
- 3** 14-17%
- 4** 18-19%
- 5** 20%

GRADUATION RATE

- 1** 89% or less
- 2** 89-90%
- 3** 90-92%
- 4** 93-94%
- 5** 95% or greater

DISTRICT-ASSIGNED SCHOOL QUALITY RATING

- 1** F
- 2** D
- 3** C
- 4** B
- 5** A

TEACHER INFORMATION

Total # of 5 plus year teachers divided by the total # of teachers to get the percentage

- 1** 10-19%
- 2** 20-38%
- 3** 39-48%
- 4** 49-59%
- 5** 60% or greater

College, Career and Military Readiness (CCMR)

- 1** 60-70%
- 2** 71-80%
- 3** 81-90%
- 4** 91-94%
- 5** 95% or greater

SCHOOL ENVIRONMENT

POSITIVE STUDENT BEHAVIOR

ELEMENTARY

- 1** 85 or less
- 2** 86-89
- 3** 90-91
- 4** 92-94
- 5** 95 or greater

SECONDARY

- 1** 69%
- 2** 70-73%
- 3** 74-84%
- 4** 85-91%
- 5** 92% or greater

STUDENT SUPPORTS

ELEMENTARY

- 1** 1 out of 6
- 2** 2 out of 6
- 3** 3 out of 6
- 4** 4 out of 6
- 5** 5 out of 6

SECONDARY

- 1** 2 or less
- 3** 3 out of 6
- 5** 4 out of 5

ATTENDANCE PERCENTAGE

ELEMENTARY

- 1** 85% or less
- 2** 86-89%
- 3** 90-92%
- 4** 93-94%
- 5** 95% or greater

SECONDARY

- 1** 69%
- 2** 70-73%
- 3** 74-84%
- 4** 85-91%
- 5** 92% or greater

PARENT AND STUDENT ENGAGEMENT OPPORTUNITIES

Parent Involvement

- 1** 0 **5** 2 or more
- 2** 1

Student Clubs

- 1** 0 **5** 5 or more
- 2** 1 **3** 3-4

REFER TO SECONDARY RATINGS FOR DISTRICT

Visit <http://crowleyisdtx.org> for more details

